

Create your own videos

Description

Animoto turns your photos and video clips into professional video slideshows in minutes. Fast, free and easy to use!
It will be useful to create animated materials for your lessons.



Price:

Free trial version.
Animoto costs 8 euros per user per month.

This resource can be helpful for students with:

- Learning disabilities
- ADD/ADHD
- Hearing impairment
- Etc...



Accessibility grade

The application makes it easy to create attractive videos to offer different, motivating course content adapted to specific learning needs.

Practical use

The software can help you create videos for:

- Provide an accessible medium through which to disseminate information related to the content of your courses (reports, interviews, excerpts from documentaries ...).
- Broadcast to your students the recording of one of your lectures (broadcast to absent students, those who have difficulty taking notes, etc.).



HOW TO USE?



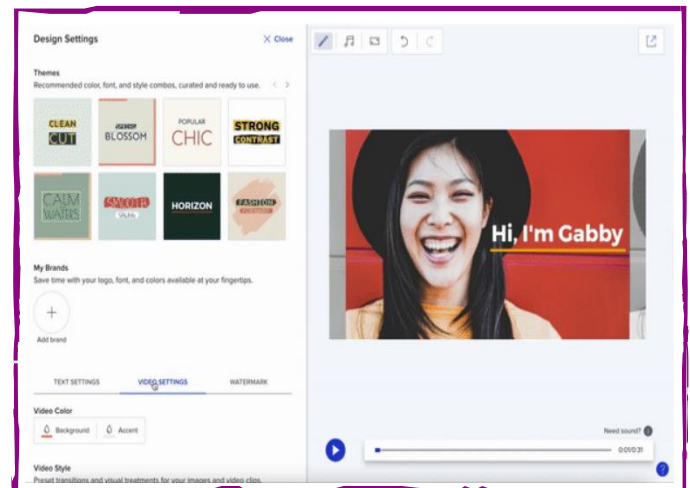
TEACHER

Choose a theme, import photos/videos and create your own video.

Step 1.

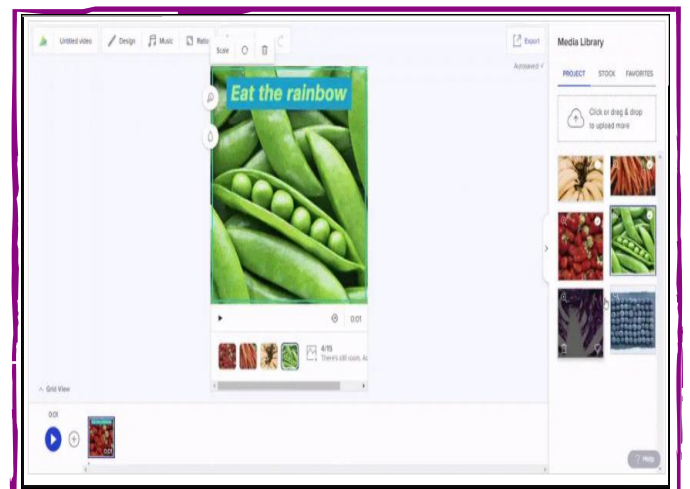
After downloading Animoto, you arrive in a gallery.

Step by step, choose a theme, a layout, colors and shapes to make the video uniform.



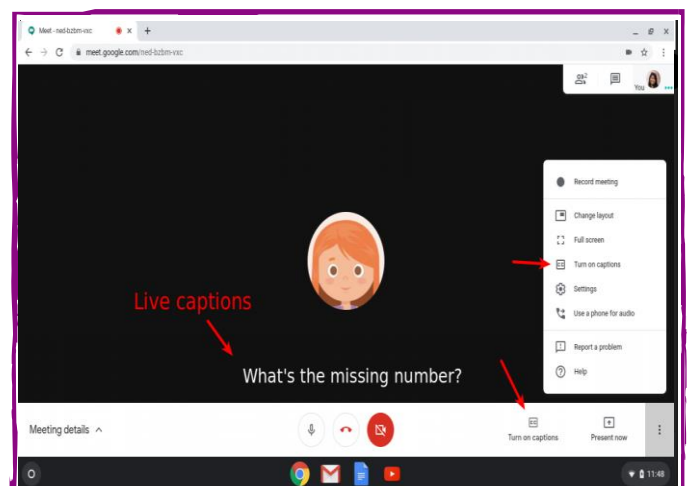
Step 2.

Import photos, videos and place them on the editing bar. You can also choose one of your videos and easily cut it out before putting it on the editing bar.



Step 3.

As you go along, you can add transition effects or other images easily thanks to the work bar on your right. Professional video effect guaranteed! Don't hesitate to view your work before downloading it in mp4 format.



<http://animoto.com>