


Video conferencing, cloud
Phone, webinars and chat

Description

Google Meet is a free video conferencing application for Google users and schools that have created a Google account. Google Meet is also available on a range of devices, including desktops, smartphones etc. It also allows you to record video conferences for later viewing.



Price:

As long as you have a Google account (and gmail address), you can use Google Meet for free for online meeting of up to 60 minutes with up to 100 participants

This resource can be helpful for students with:

- learning disabilities.
- visual impairment.
- hearing impairment.
- all students.



Accessibility grade

The application provides live subtitles of the course. The student can also record the lesson to listen to it again later.

Practical use

This application allows you to give online courses in an interactive way and adapted to all:

- share your screen and thus broadcast powerpoint and video with your students
- record the session to share it with absent students
- generate live subtitles
- share working documents etc... .



HOW TO USE?

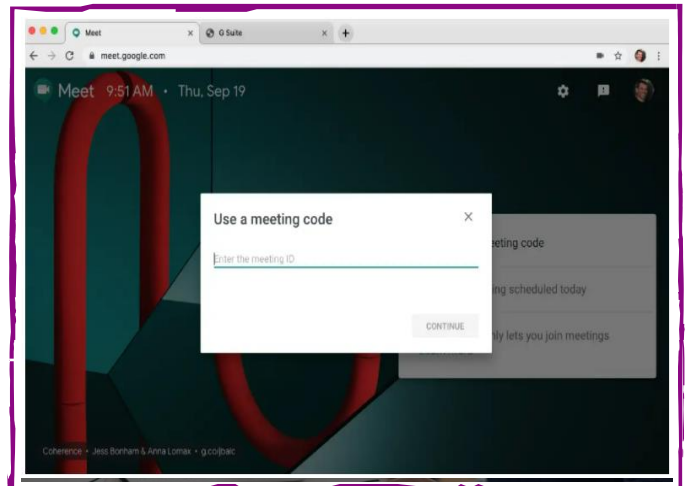


TEACHER

Connect, give an online course, record and have free subtitles.

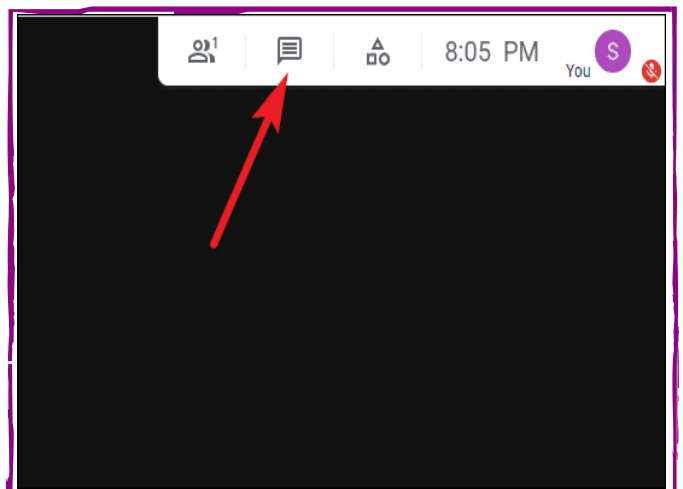
Step 1.

Connect to Google Meet and click or tap "Use a meeting code" (it may say "Enter a meeting code" on mobile). Once your code is in, provided the session has started, you'll enter the call and can begin talking with your team.



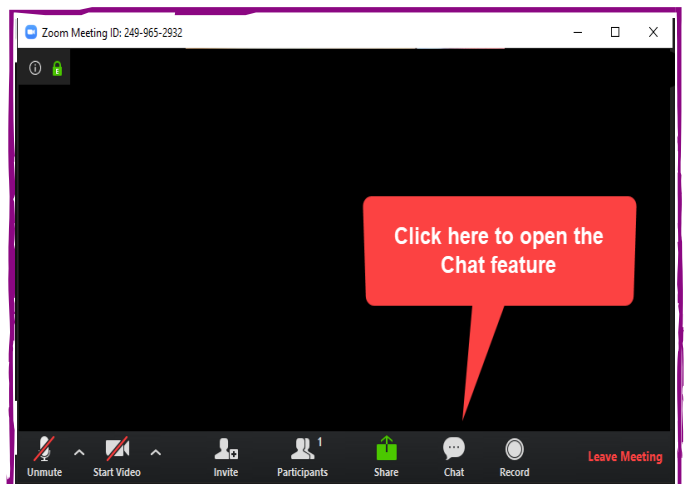
Step 2.

If necessary, use the chat to talk, leave comments or allow your students to ask questions. You can also share documents via chat. Press the paper clip at the bottom right of the chat.



Step 3.

Click on the three small dots and activate the subtitles. They will then be activated at the bottom of the screen when you or one of your students speaks.



<http://meet.google>