




DIGITALL



(TEACHER)

LearningApps.org

INTERACTIVE PRACTICE TOOL

Description:

LearningApps.org is a versatile tool for learners and teacher who want to use or create a variety of different activities to practise with small interactive modules (which are incredibly useful for learners with SLDs).

The aim is to collect reusable building blocks and make them available to everyone. Blocks (called **Apps**) include no specific framework or a specific learning scenario which means they can be used and re-used at will and by anyone.



Price: Free!

Accessible for:

Primary and secondary students in general, but also most specifically:

- Students with Dys, as learningApps.org is highly interactive,
- Students with attention issues,
- and more.

Accessibility Grade:



The website is easy to use, with lots of options to choose from. The design is a little simple but it helps to structure.

Practical Ideas:

- You can create interactive exercises for specific topics and use them directly in class or as homework.
- Teach your learners how to use LearningApps to help them create mind organizers or lesson planners.

<https://learningapps.org>



DIGITALL


HOW TO USE?

LearningApps.org is easy to use, as it draws inspiration from what creators have done in the app. There is a wide range of options for your exercises and modules which makes it super interactive.

Step 1.

You can start by browsing some app to get some ideas, but once you are ready, click on: **Create App**

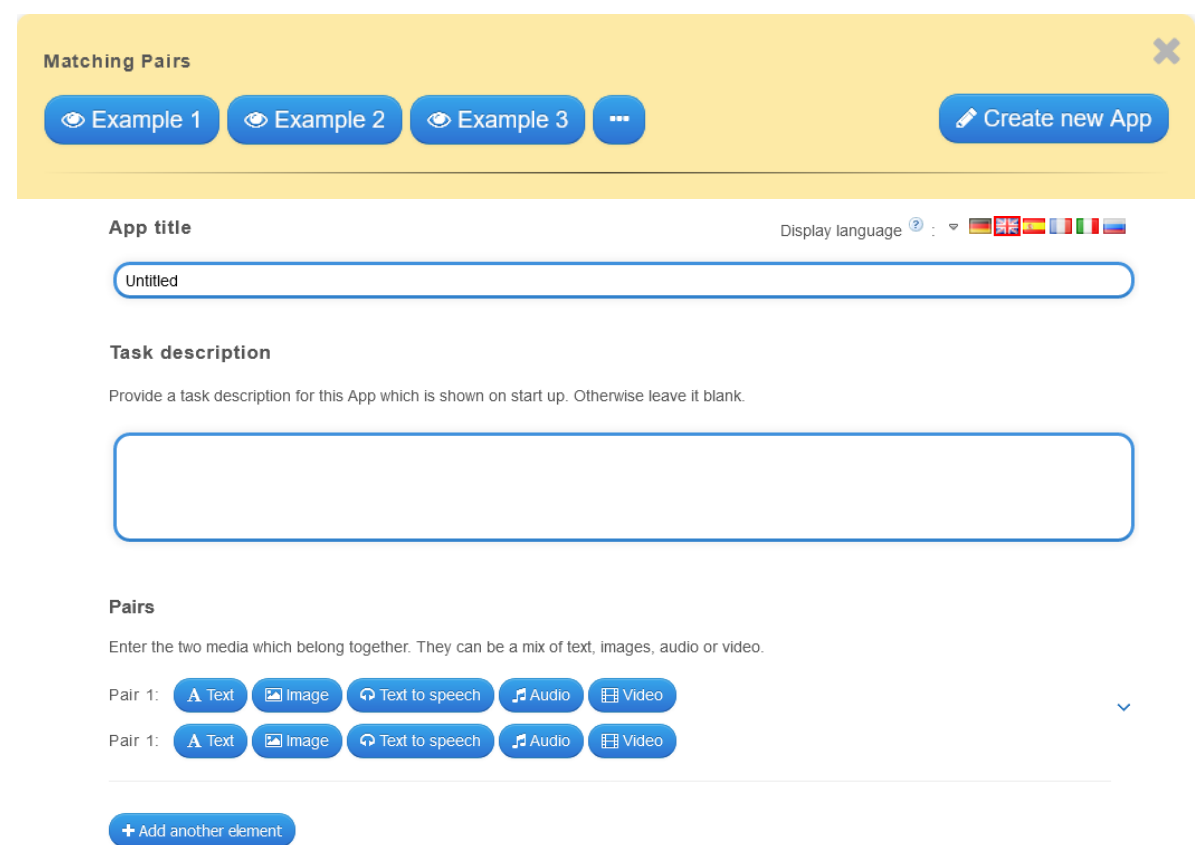
There, you will have to choose a template between the many options!
(ex: Matching pairs, Number line, Multiple-choice, Crossword, etc.)



Step 2.

Once you've selected your template, you can either choose one of the examples of existing block and click on: **create similar app**, or you can create your own.

Fill in your information to create your own block, by adding titles, images, answers etc.



Step 3.

When you are done, click on **Finish editing and show preview**.
Save App if you are pleased with your design (you have to create an account to save, if it's not already done).

Your apps will save on your account, then you can create collections!

Finish editing and show preview

Save App

