




DIGITALL



(STUDENT)

Immersive Reader

READING TOOL

Description:

Immersive Reader is a free tool that implements proven techniques to improve reading and writing.

Concretely, immersive reader can:

- Change font size, text spacing, and background colour.
- Split up words into syllables.
- Highlight verbs, nouns, adjectives and sub-clauses.
- Read out text aloud, and change the speed of reading



Immersive
Reader



Price: Free

Available in OneNote (with an extension), Word, and the web version of Outlook. It is also available in Office Lens for iOS.

Accessible for:

- Students with reading disorders such as dyslexia,
- Students who are visually impaired or have sight problems,
- Students with dyspraxia,
- Students who have little to no reading competencies.

Accessibility Grade:



The tool was especially designed to be accessible by the click of a button, easy to use and useful!

Practical Ideas:

- Assign reading homework or exercise to students on word documents to allow students to adjust their own reading settings (learners can use headphones in class if needed).
- Use Immersive Reading when showing exercises to your classroom (both online and in direct learning).



DIGITALL

HOW TO USE?

Immersive reader is a tool that exists on Word and doesn't require any logins, account set up.

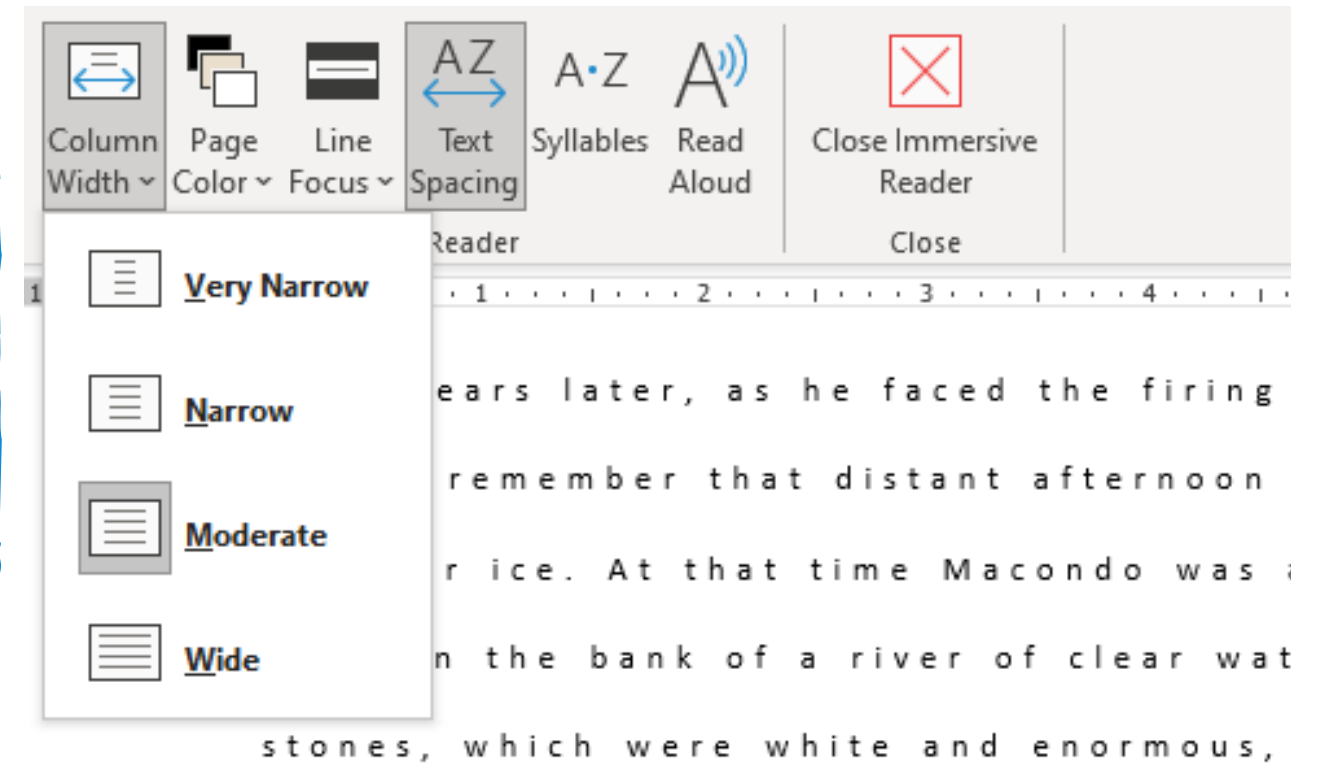
Here is an overview of its functions on Word:

Step 1.

In Word, open the "View" Tab. Then, click on "Immersive Reader" (see logo above).

This will open the reader. Once opened, check your parameters.

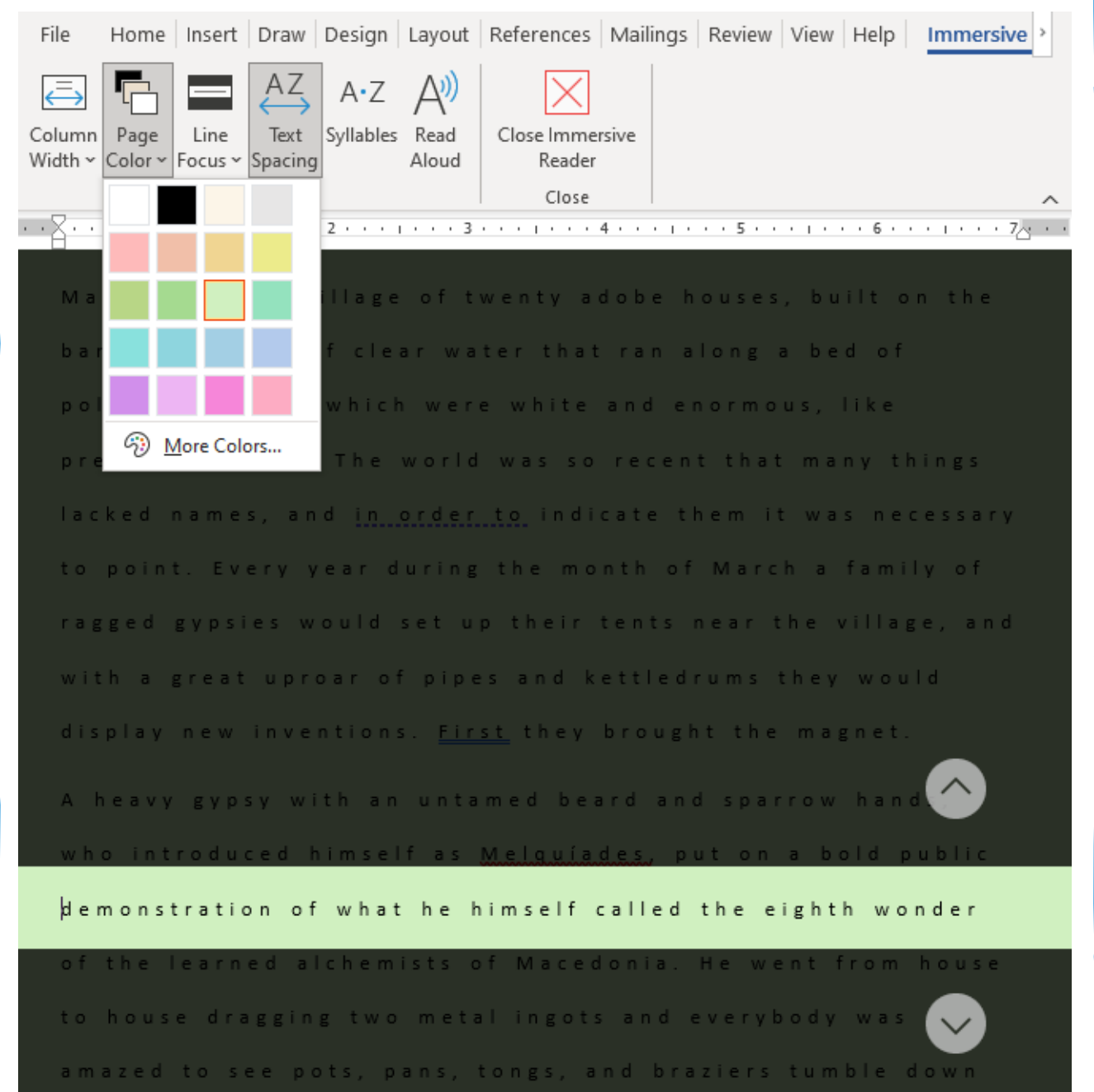
The **Column Width** changes the size of the columns. You can select : Very narrow, narrow, moderate or wide.



Step 2.

Page colour will let you change the background colour of the document. The suggestions are designed to facilitate reading.

Using **Line Focus** allows you to highlight the sentence you want to focus on. You have the choice of focusing on 1,3 or 5 sentences at a time. (The example on the right is 1 sentences).



Step 3.

Line Spacing allows you to change the spacing between the words and the sentences. It is usually automatically on.

Syllables will separate the text in clear and understandable syllables.

Lastly, **Read Aloud** is a function that will read the text back to the learner in a clear voice. You can also adjust the speed and voice settings.

