




Context


Some students with visual impairment, learning disabilities etc... may have major difficulties in reading, ranging from deciphering to comprehension difficulties. Thus, it may be essential for them, within their school life and later at work, to learn how to use tools to oralize the written word.



Presentation

Immersive reader : "**reader**" for reading text by synthetic voice, and "**immersive**" as the interface displays the text in a distraction-free mode to help the user concentrate on following the voice reading of the text. It offers a number of features, including :

- > **Read Aloud** : reads text aloud with simultaneous highlighting that improves decoding, fluency and comprehension while maintaining the reader's focus and attention. Reading speed can also be adjusted.
- > **Spacing** : optimizes font spacing in a narrow column view to improve reading fluidity for users who suffer from visual clutter.



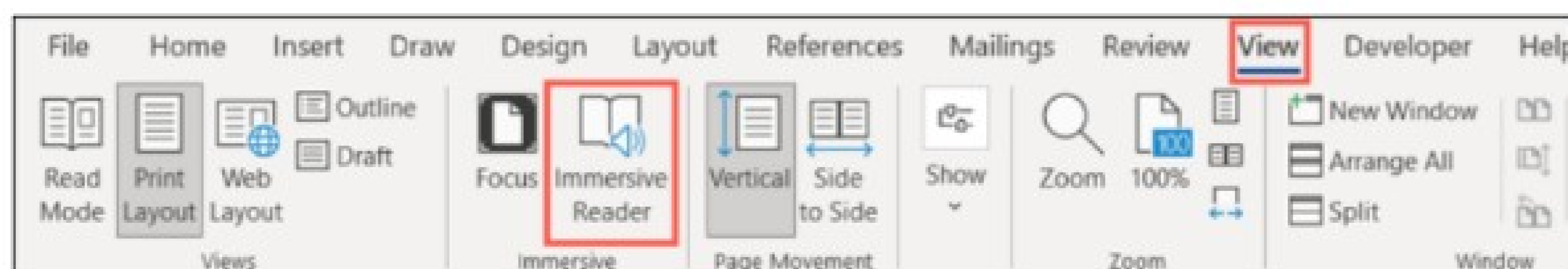
Immersive reader in practice

A- Where to find an immersive reader and how to use it?



1- Word 2016 and online

Go to View > Playback Mode . The interface changes with only three menu items: File, Tools and View. The Immersive Reader tools are under View .



You can highlight syllables, have the text read aloud and adjust the text spacing.



2- OneNote and OneNote online

The immersive reader is also included in the free downloadable "Educational Tools for OneNote" at onenote.com/download



3- Dysvocal

Dys-vocal is a downloadable application that contains a text-to-speech software capable of reading text in any application (editor, web page, email) using a synthesised voice. It also has voice feedback for keyboard input.



What are the possible options offered by this immersive readers?

Text options: Ability to increase / decrease text size ; ability to increase / decrease spacing between letters and words (one level only).

Themes: choice of 6 background colours for the window with an impact on the colour of the highlighting.

Grammatical categories: Possibility of displaying nouns in purple, verbs in red, adjectives in green: the colours are not customisable. The interface offers a syllabic breakdown.

Voice option: Allows you to adjust the speed of the voice on several levels and you can also choose between different languages.

B- Material for immersive reading



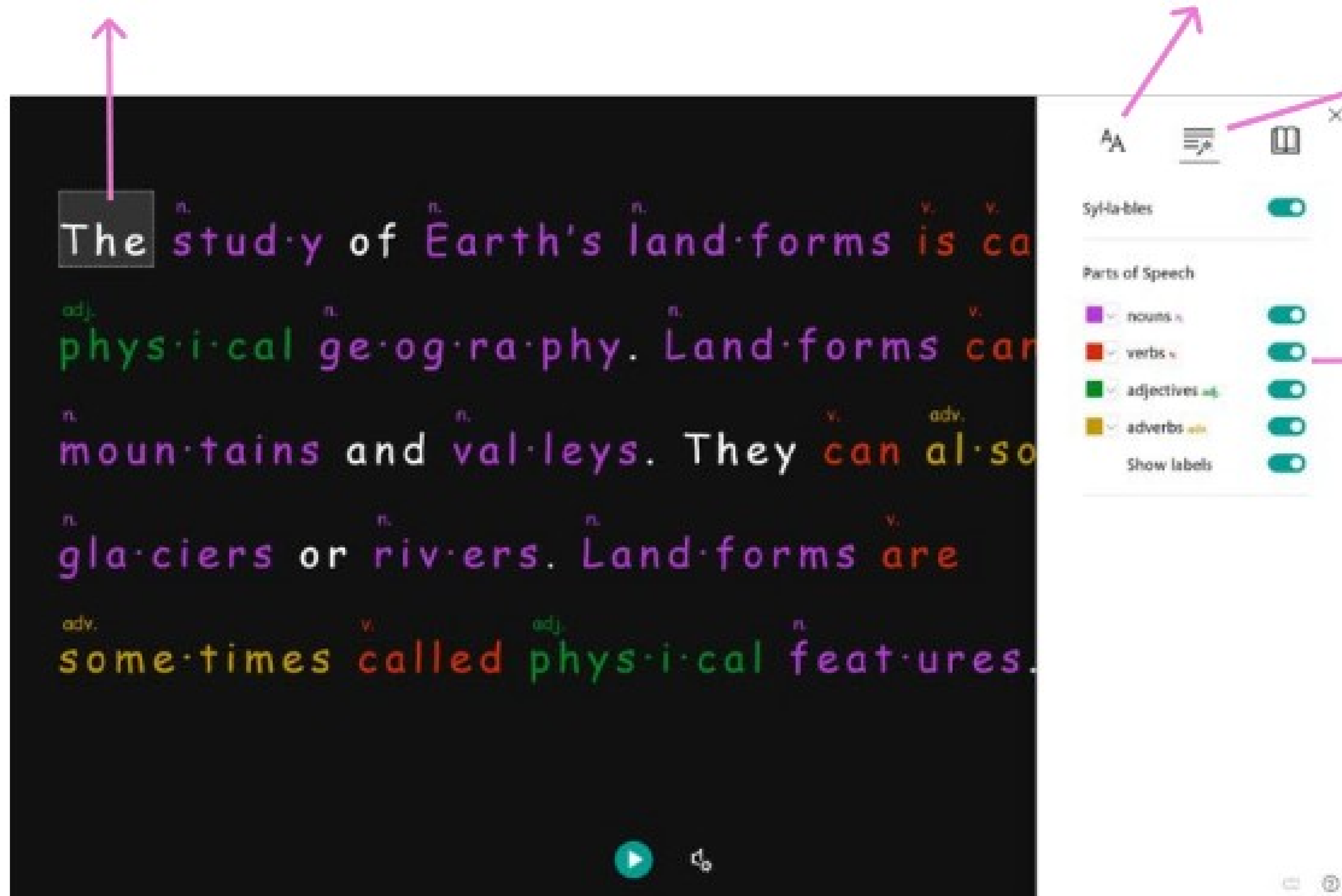
The scanner pen is used like a highlighter: drag it over any line of text and it will be digitised! The scanned text can then be **edited**. Thanks to the **text-to-speech** function, the scanned text can be read aloud (headphones can be connected) and the scanned text can be **translated** and read in a variety of languages. The **reading speed** can also be adjusted.



Example

The word read is highlighted

Ability to adjust font size and spacing of words and letters



Ability to change the background colour to reduce or increase contrast

Possibility of colouring nouns/verbs/...; splitting words into syllables ...



Resources

OneNote : <https://support.microsoft.com/en-us/topic/install-learning-tools-add-in-for-onenote-2016-2013-96e4951f-cf6e-4379-8725-fcc400b332f5>

Dysvocal : <https://www.dyslogiciel.fr/>