




## Context

Students with visual impairments, learning disabilities, physical disabilities or organisational and writing difficulties may need help with writing.

There are various software programs that allow them to write a text under dictation, thus saving time and enabling them to perform tasks identical to those offered to other students in the class.




## Presentation

Dictation software allows the student to dictate a text and the software transcribes it in written form.

The applications are generally adapted to the speaker's voice and are able to ignore extraneous noise. However, a phase of learning the various functions is necessary for optimal use and therefore requires a certain amount of autonomy on the part of the pupils with regard to the computer tool.

Currently, some free software offers good transcription capabilities.



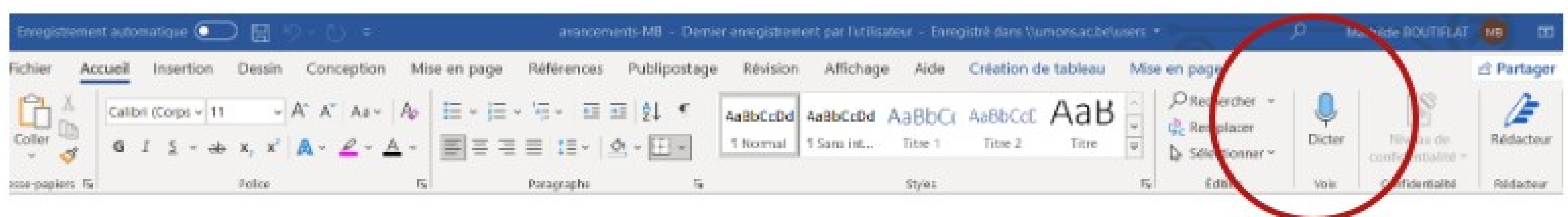
## Software for dictating texts in practice

### A- Where to find a software to dictating and how to use it?

#### 1- Dictating with Word



When you open word, look for the microphone in the top right corner of your computer. The microphone will initialise when you click on this icon. Then you can start dictating immediately. Your text appears in the field after a short delay. You can also select the language of your choice.



#### 2- Dictating with OneNote



The Dictation tool allows you to use speech recognition to create content in Office using a microphone and a reliable Internet connection. It's a quick and easy way to create drafts or outlines, as well as capture and comment on notes.

Go to home > click the following button:



Wait until the Dictate button activates and starts listening. Then start speaking to see the text appear on the screen. You can insert punctuation at any time by expressing it clearly.

### 3- Dictating with Dysvocal

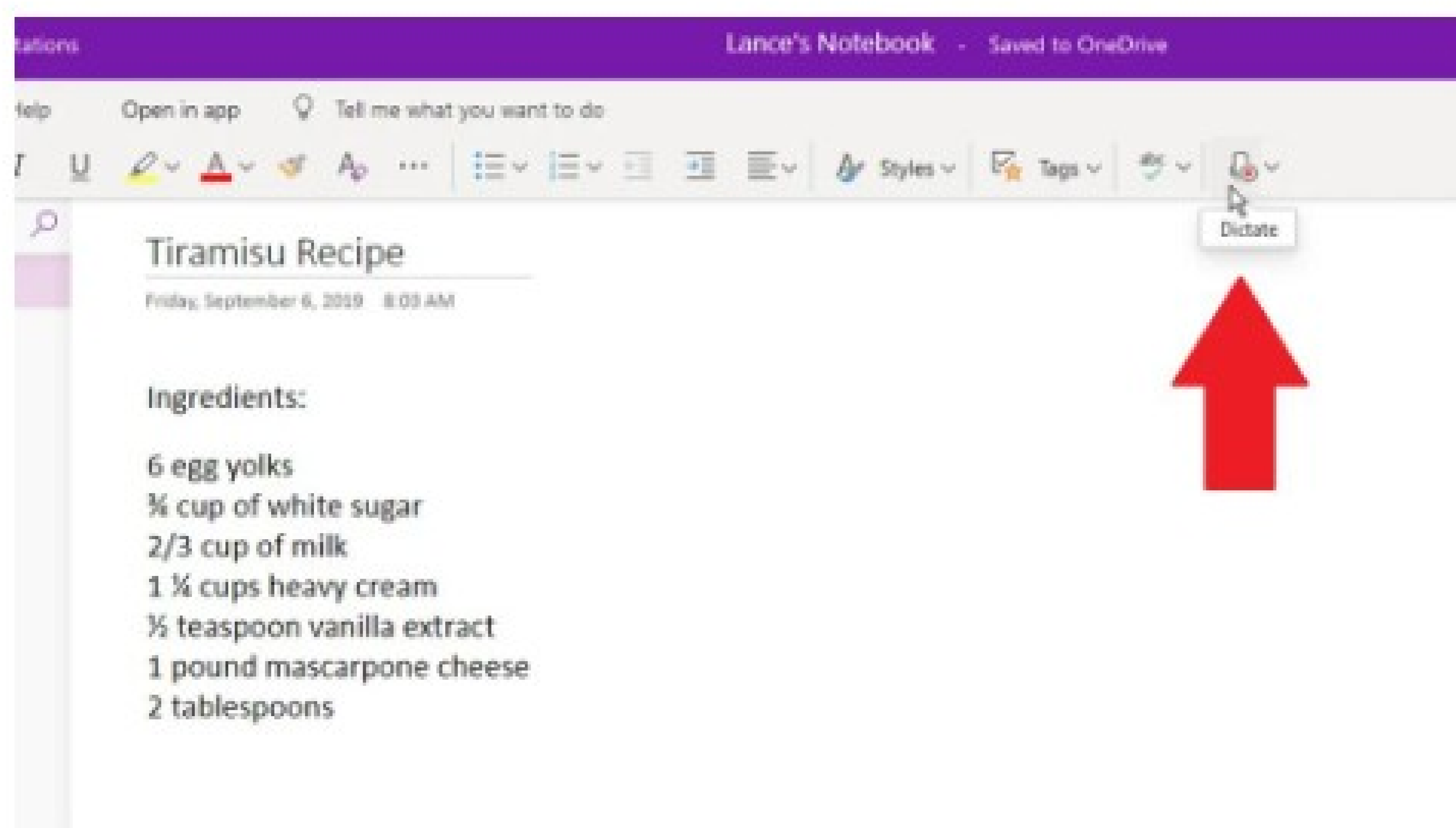


Dysvocal has a voice dictation module. No voice training is necessary, the application can be used directly in any word processing application (word, wordpad, office ...etc) or text field (web, mail ..etc). This module requires an internet connection. You can choose the language (24 possible languages).

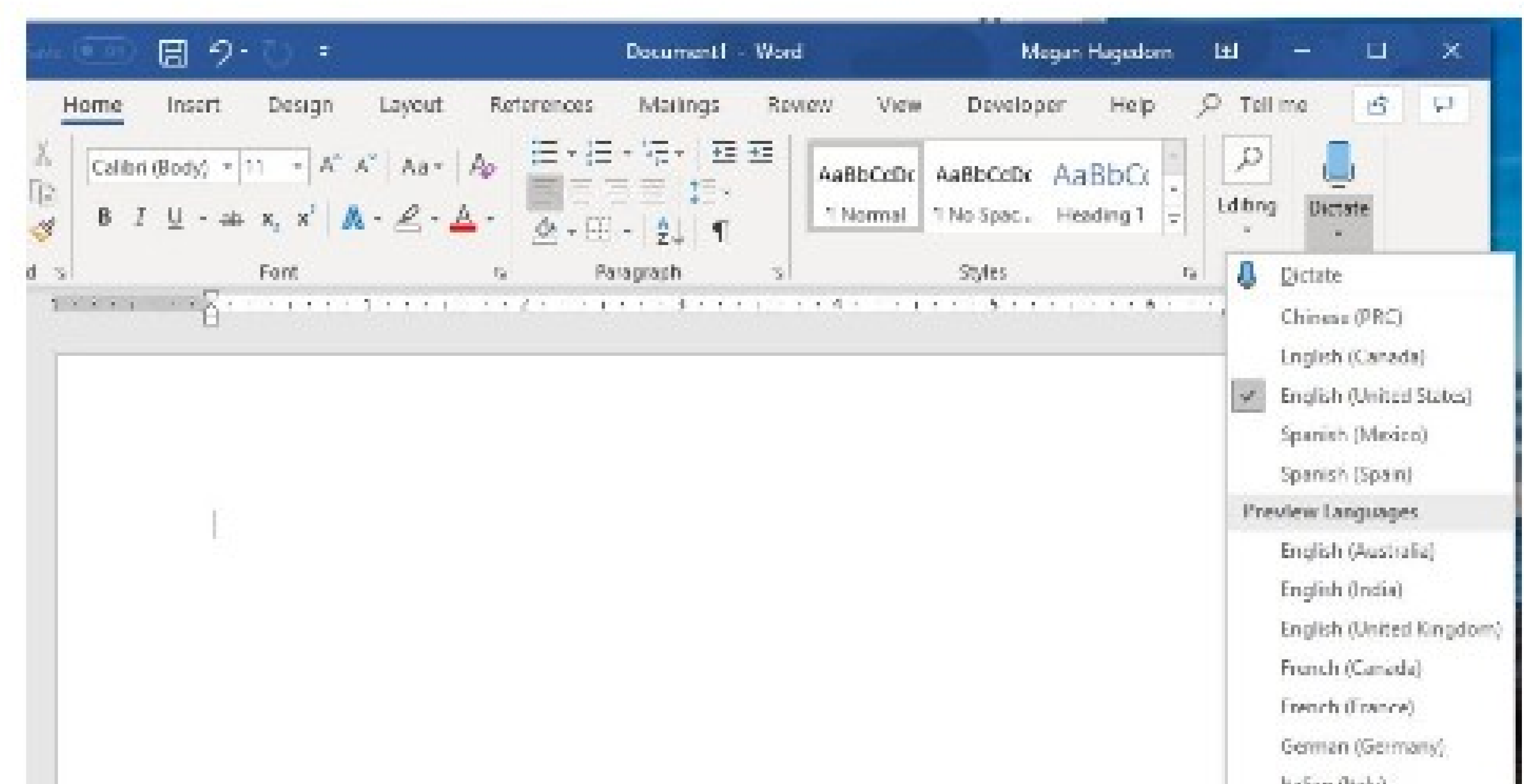


## Example

### One Note



### Word



## Resources

**OneNote** : <https://support.microsoft.com/en-us/topic/install-learning-tools-add-in-for-onenote-2016-2013-96e4951f-cf6e-4379-8725-fcc400b332f5>

**Dysvocal** : <https://www.dyslogiciel.fr/>